



VHL Research Tutorial

03

15

Introduction

Hi! We will present below a tutorial on how to carry out searches on the VHL portal, including the search interface resources, available services and guidelines for building a good search strategy.

About the VHL Regional Portal

The VHL Regional Portal was developed by BIREME/PAHO/WHO to provide easier access to information and evidence in the main databases in the health area. The VHL Regional Portal is available free of charge in Portuguese, Spanish, English and French. To access it, click the button below.

[Access here](#)

RESOURCES TO BUILD THE SEARCH EXPRESSION



Truncation *

To search for derivations of a word from a stem. Use the * symbol after the word stem.

For example, the search term **diabet*** will result in: diabetes, diabetics, diabetic.

Note: You cannot use this feature on phrases or compound terms that are enclosed in quotation marks.

Quotes (straight) " "

To search for phrases or compound terms such as "diabetes mellitus".

Parentheses ()

Parentheses () must be applied whenever different search operators are used. Like mathematical logic, they establish the order of operation in the search system.

Diabetes (control OR prevention).

Use of search or boolean operators

Search operators tell the system how to organize your search terms.

They are: AND, OR and AND NOT.

To facilitate the visualization in the search expression, it is important that these are written in capital letters.

AND

The AND search operator combines the terms so that they are all retrieved in the same document. As this operator is the system standard, its typing between the terms is optional.

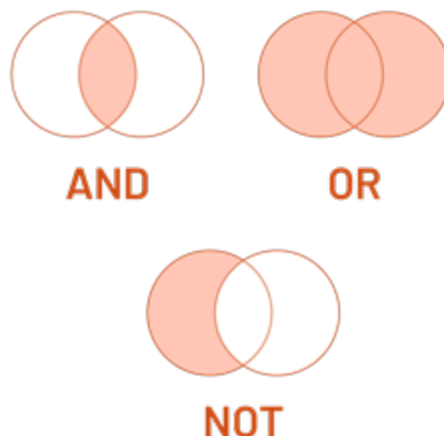
OR

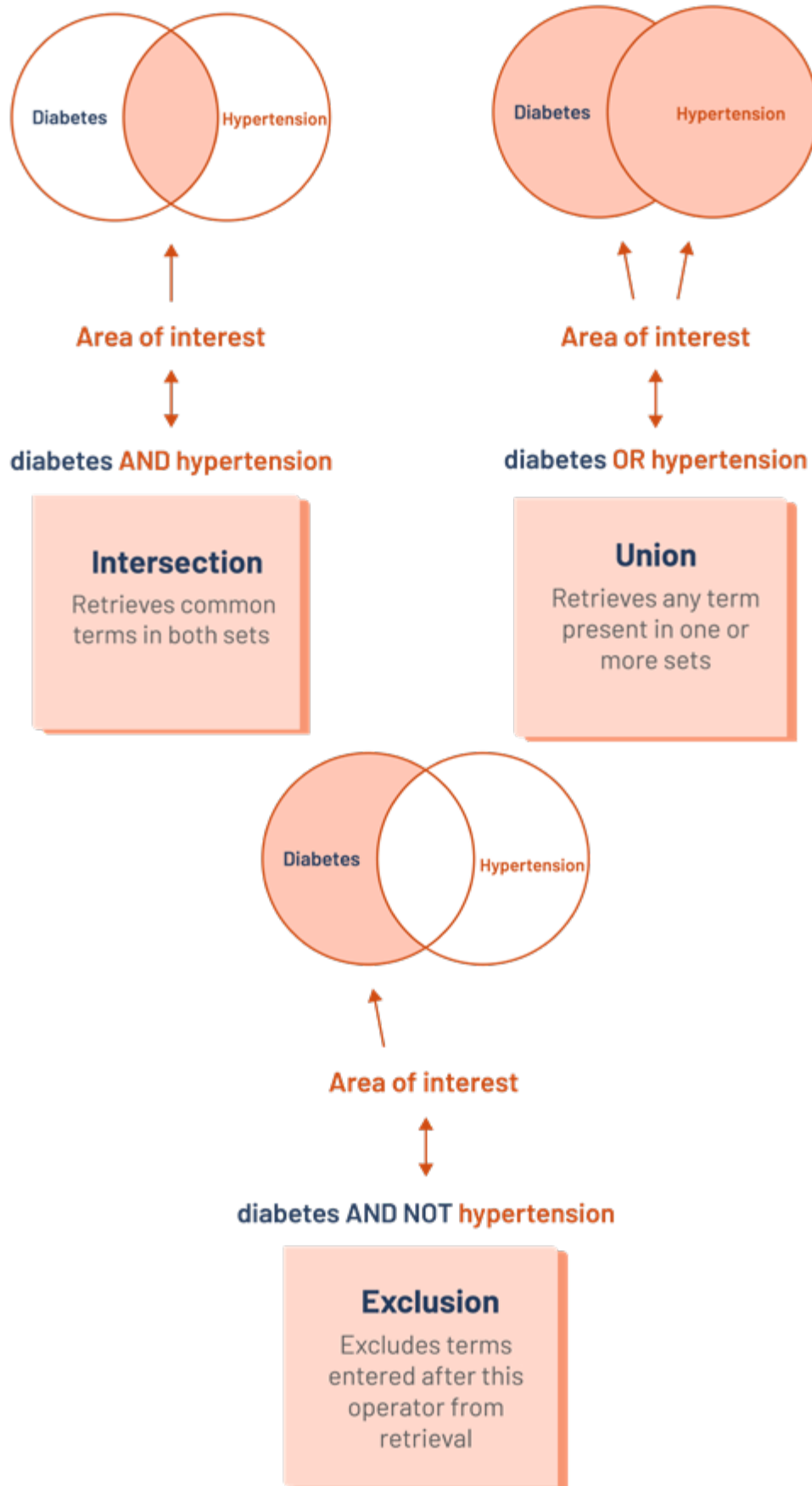
The OR search operator combines terms by retrieving at least one of them in the document. The OR operator must be entered between the terms.

AND NOT

Terms typed after the AND NOT search operator are excluded from the search result

The VHL search system processes searches in a sequence from left to right. Use parentheses to “arrange” different operators in the search strategy.





Search Fields

This is an advanced search feature that can be used to compose the search expression.

The search fields are represented by codes that, applied before terms, descriptors or phrases, tell the system to retrieve them according to the informed field, such as subject, title, author, abstract, publication date, country, etc..

The search syntax to retrieve a specific field must be constructed with the field code followed by : (colon).

Check the example:

mh:dengue AND **ti:**"tropical diseases" AND **da:**2021*

Where **mh** represents the **subject descriptor** search field, **ti** the **title** field, and **da** gives the publication date field.

As in the example above, it is possible to use different fields in the same search expression, providing greater precision in the retrieval of the result.

- We recommend that the construction of the search expression be done in Notepad or Excel so that the characters, such as quotation marks, colons and parentheses, used to compose the expression, do not assume styles that are not recognized by the search system.

To view the fields available in the VHL search system and the application examples, click on the button below:

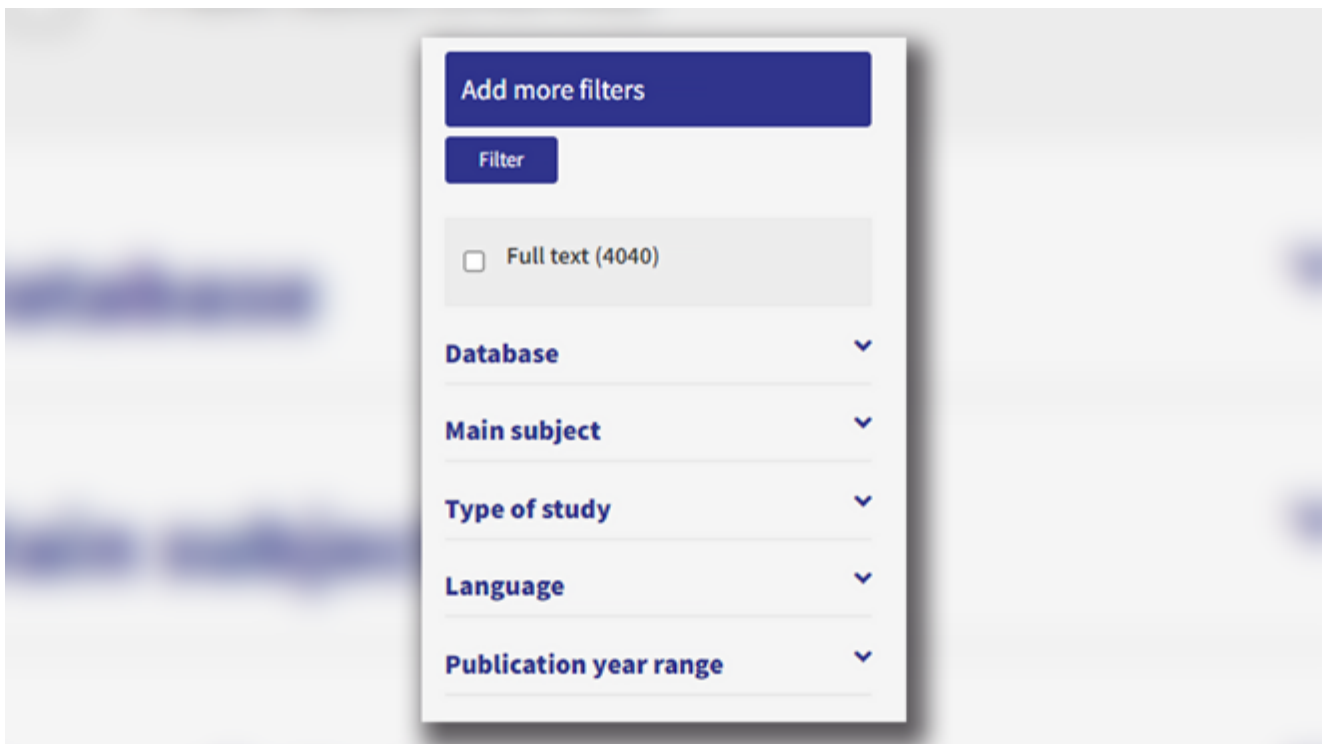
[Access the table](#)

Search interface features and services

Search filters

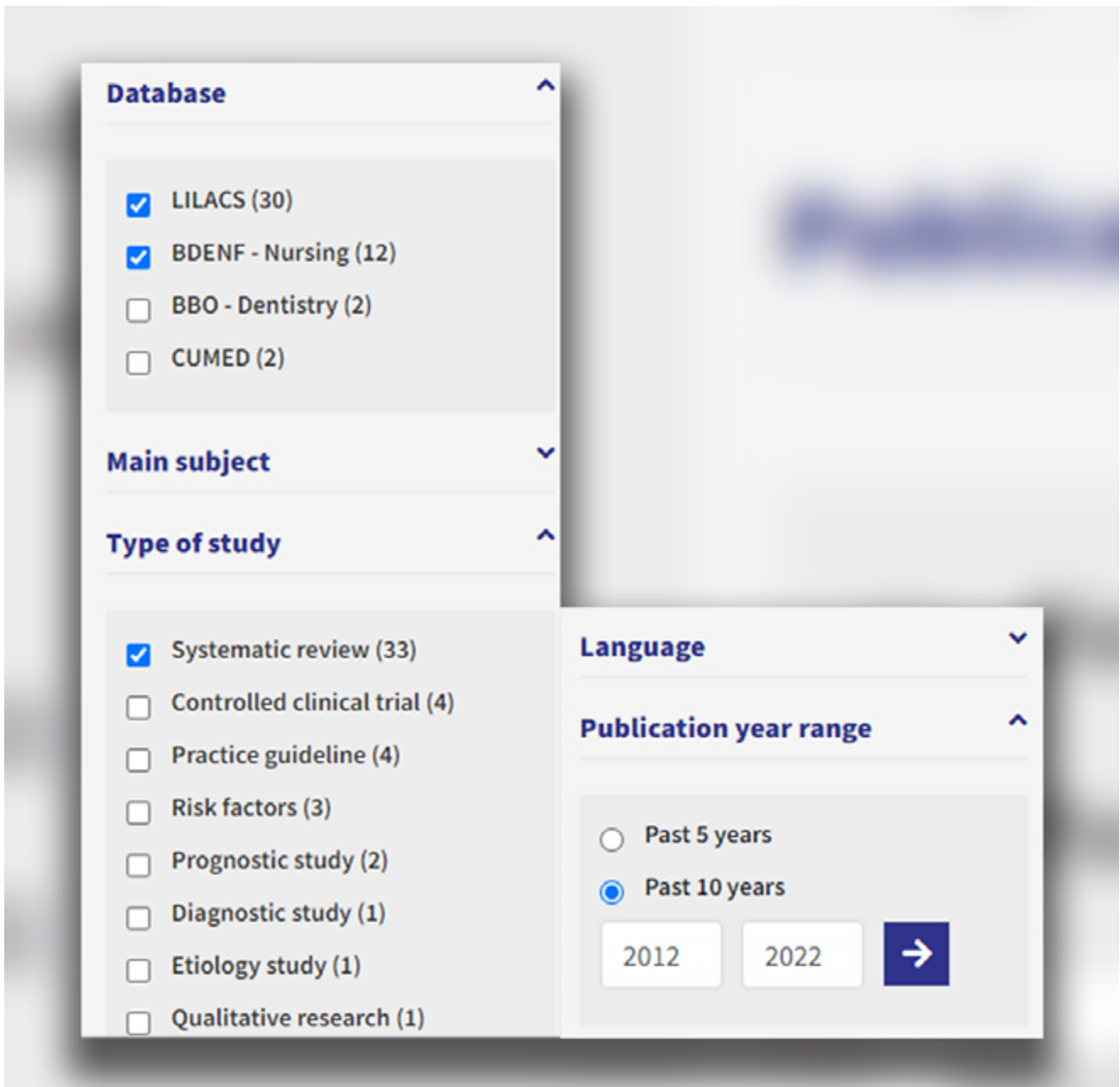
We can refine the search through the filters. They are formed from the metadata of documents or from search expressions made by experts.

You can refine search results by: Full text, Database, Main subject, Study type, Language, Publication year range or include MORE FILTERS in the top button.

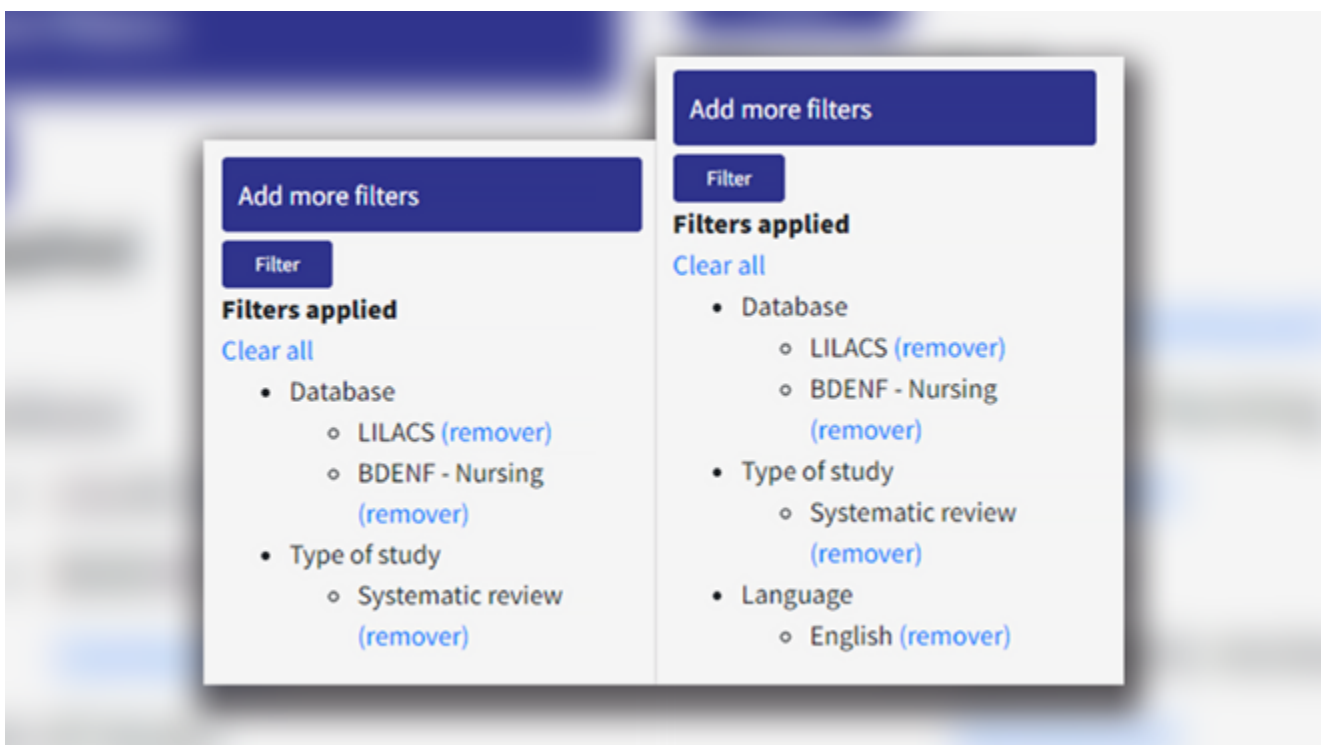


How to apply filters:

Filters are available in the left corner of the portal. After doing a search, select the desired filter, then click FILTER.



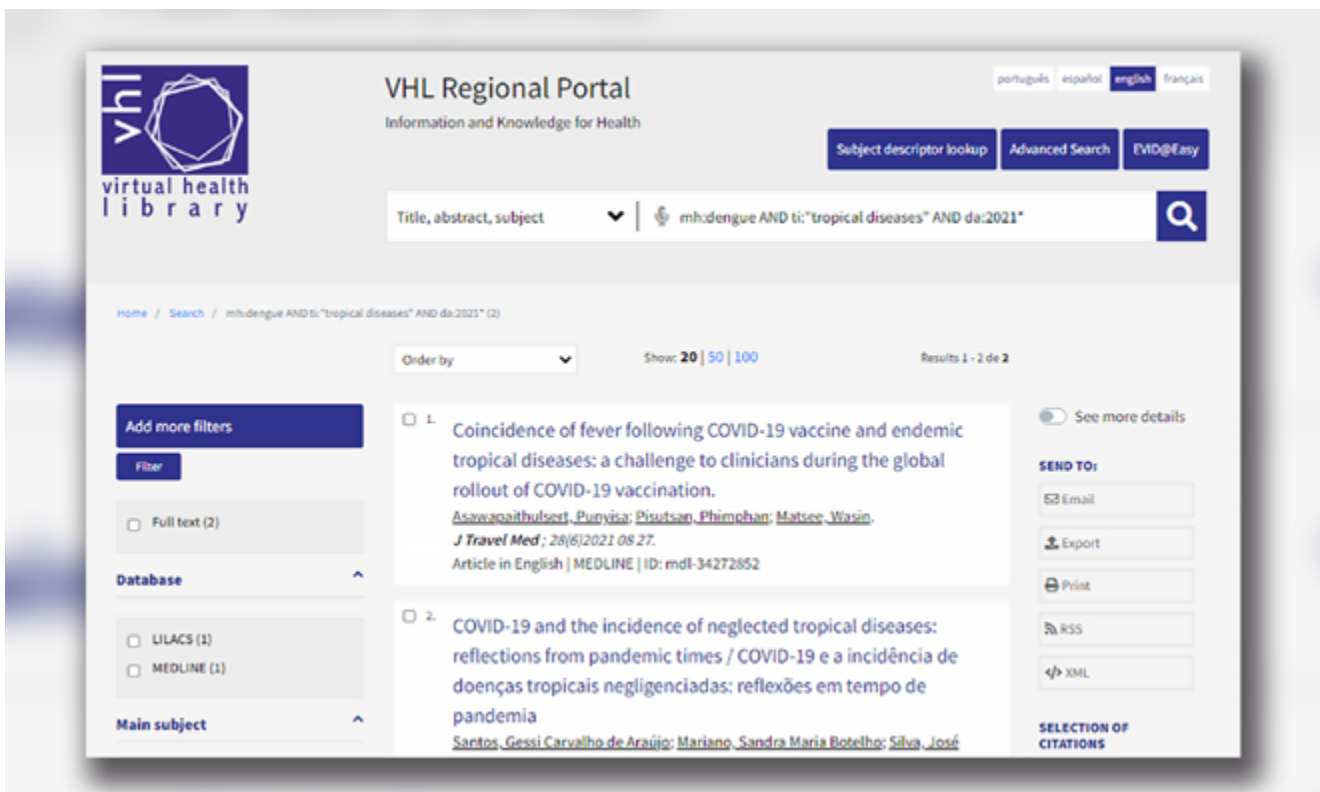
Subsequent searches will be filtered until the selected filters are turned off or until your browser data is cleared.



After applying the filters, if you want to remove one or all of them, click on REMOVE or CLEAR ALL, thus returning to the original search result.

Submit search result


Search the VHL.



The screenshot displays the VHL Regional Portal search results for the query "mh:dengue AND ti:"tropical diseases" AND da:2021*". The interface includes a search bar, navigation links, and a list of results. Two results are shown:

- 1. Coincidence of fever following COVID-19 vaccine and endemic tropical diseases: a challenge to clinicians during the global rollout of COVID-19 vaccination.**
Asavanathulser, Punyisa; Pisutsan, Phimchan; Matsee, Wasin.
J Travel Med; 28(6):2021 08 27.
Article in English | MEDLINE | ID: mdl-34272852
- 2. COVID-19 and the incidence of neglected tropical diseases: reflections from pandemic times / COVID-19 e a incidência de doenças tropicais negligenciadas: reflexões em tempo de pandemia**
Santos, Gessi Carvalho de Araújo; Mariano, Sandra Maria Botelho; Silva, José

To save and forward the search result to your e-mail, simply fill in the form and indicate one of the options: **This page**, **Selected references** or **All references** (limit 300), and click SEND.



Email ✕

Your name

Your email

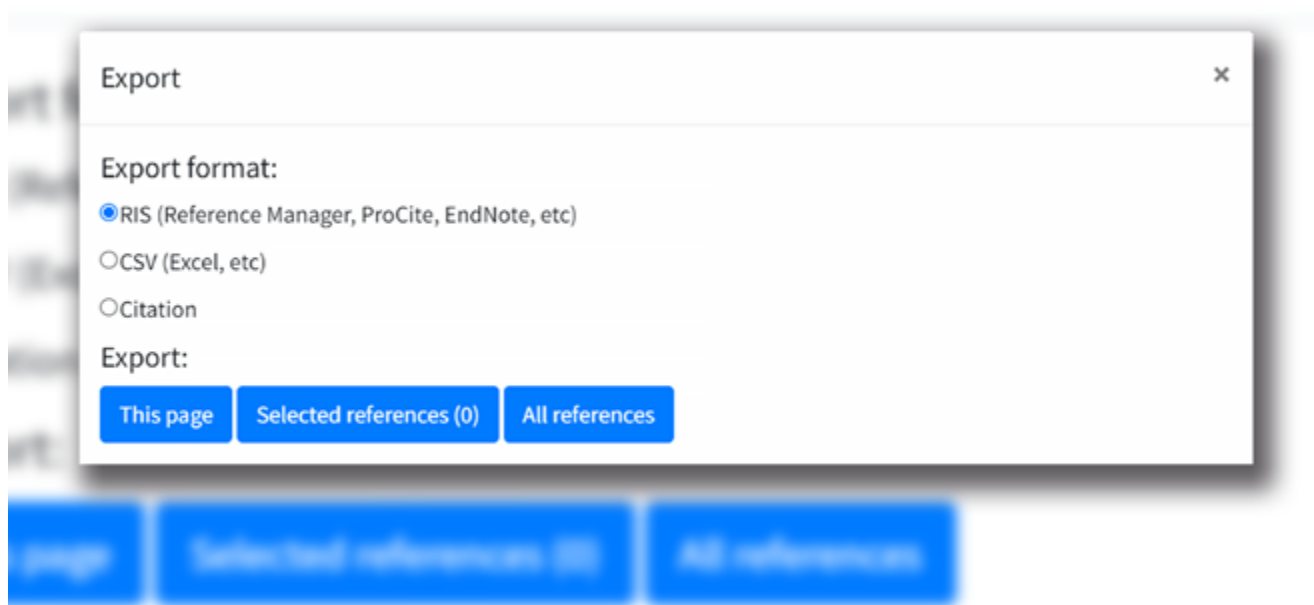
Send to

Subject

Comments

Send result
 This page Selected references (0) All references (limit 300)

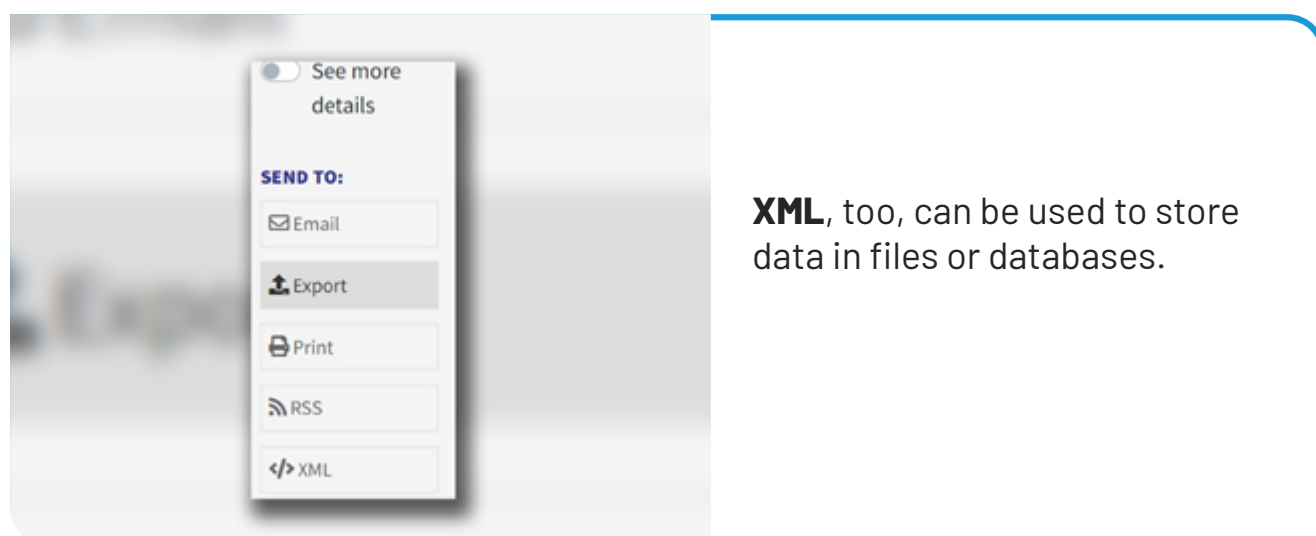
To export the results list to your computer or to a reference manager, click on EXPORT.



Select one of the available formats and the number of references you want to export (page only, selected only or all references). A file will be created on your computer. Remember to name the file and check which folder you are saving it in. This file can be imported by a reference manager.

The **RSS Feed**, or Really Simple Syndication, is a feature that allows users of a blog or news channel to follow their updates from search results.

- 1 Choose your preferred **feed** reader platform.
- 2 Copy the **RSS** links from the sites you frequently visit.
- 3 Go back to the **feed** platform and copy the link where indicated.



The image shows a modal window titled "Email" with a close button (X) in the top right corner. It contains the following fields and options:

- Your name:** A text input field with the placeholder "Your name".
- Your email:** A text input field with the placeholder "Your email".
- Send to:** A text input field with the placeholder "Email address".
- Subject:** A text input field with the placeholder "Subject".
- Comments:** A larger text area with the placeholder "Comments".
- Send result:** A section with three radio button options: "This page" (selected), "Selected references (0)", and "All references (limit 300)".
- Send:** A blue button at the bottom left.

Access the full text

- Search the **VHL**.
- Click on the document of interest.
- If available, click on the FULL TEXT button and note the complete data about the location of the document.

The image shows a document page with the following content:

Home / Search / Taxa de cicatrização em úlceras do pé diabético tratadas com biomembrana e hidrocoloide e

Taxa de cicatrização em úlceras do pé diabético tratadas com biomembrana e hidrocoloide em pó: ensaio clínico randomizado / Healing rate in diabetic foot ulcers treated with biomembrane and hydrocolloid powder: randomized clinical trial / Tasa de curación en la úlceras de pie diabético tratados con biomembrana e hidrocoloide en polvo: ensayo clínico aleatorizado

Coelho, Manuela de Mendonça Figueirêdo; Menezes, Luciana Catunda Gomes de; Oliveira, Shérica Karanini Paz de; Bonfim, Ana Débora Alcântara Coelho; Cavalcante, Viviane Mamede Vasconcelos; Moraes, Juliano Teixeira; Cabral, Biksborg Leite ▼

Estima (Online) ; 19(1): e0621, jan.-dez. 2021. tab, ilus

On the right side, there is a vertical menu with the following options:

- Fulltext** (highlighted in blue)
- Add to My VHL
- Print
- XML
- Search on Google

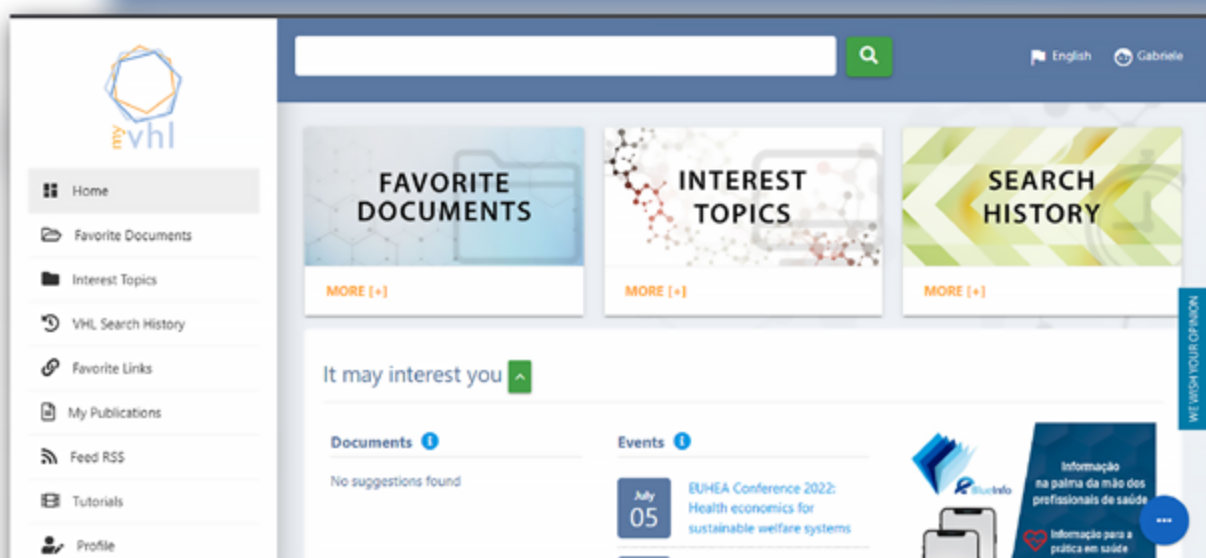
My VHL Service

1

To carry out research on the VHL Regional Portal, it is not necessary to have a username, password or any type of registration or registration. However, you can have access to several resources by registering to use the **My VHL** personalized services.

2

Registering in the **My VHL** service allows you to save the link to articles, favorite databases, create alerts for research already carried out in the Portal's collection, edit information in your profile, etc. Upon entering the service, you will find a complete tutorial on how to best use it.



Access My VHL

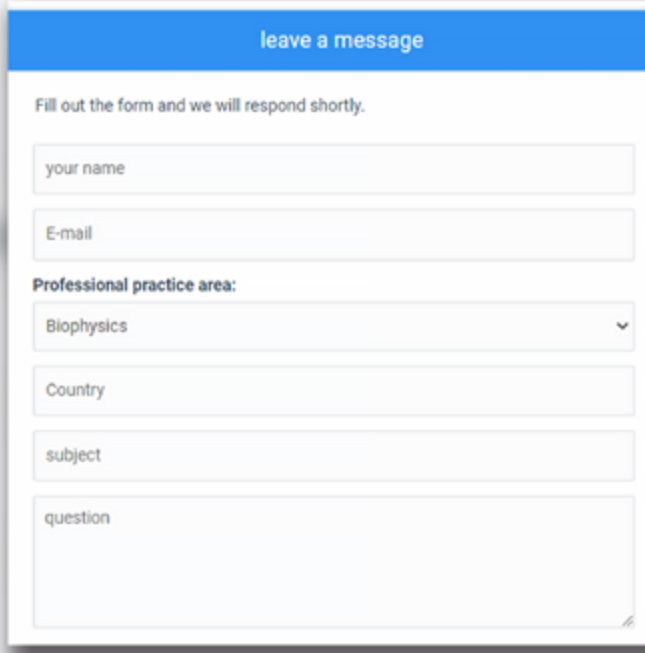
Ask the librarian service

1

On the **VHL Portal**, click on the option **How to search?** It is an asynchronous service provided by professionals specialized in health research.

Fill out the form to receive assistance from a librarian of the VHL Network in case of doubts about services and products of the VHL or if you want any kind of guidance or assistance regarding the research on the portal. The answer will reach the registered email as soon as possible.

2



leave a message

Fill out the form and we will respond shortly.

your name

E-mail

Professional practice area:

Biophysics

Country

subject

question

Access the VHL Regional Portal. [Click here!](#)

Access

PAHO



Pan American
Health
Organization



World Health
Organization
REGIONAL OFFICE FOR THE
Americas

BIREME

Latin American and Caribbean Center
on Health Sciences Information